

First quarterly report 2014

- Adjusted net profit in FY14 Q1: € 11.6 million (FY13 Q1: € 9.2 million)
- Alex Asset Management AuM FY14 Q1: € 2.5 billion (FY13 Q1: € 1.4 billion)
- Number of Retail transactions in FY14 Q1: 2.4 million (FY13 Q1: 2.0 million)



Contents

Key figures quarterly comparison	3
Report of the executive board	
Chairman's message	4
Notes to the consolidated result FY14 Q1	6
Review Retail business unit	9
Review Professional Services business unit	12
Financial position and risk management	13
Events after balance sheet date and outlook for 2014	15
Interim financial statements 31 March 2014	
I Consolidated statement of financial position	16
II Consolidated income statement	17
III Consolidated statement of comprehensive income	18
IV Condensed consolidated cash flow statement	19
V Consolidated statement of changes in equity	20
VI Selected notes	21
Key share data BinckBank N.V.	30
Further information BinckBank N.V.	31

This document is a translation of the Dutch original and is provided as a courtesy only. In the event of any disparity, the Dutch version shall prevail. No right may be derived from the translated document.

Key figures quarterly comparison

x € 1,000	FY14 Q1*	FY13 Q4*	FY13 Q1*	Δ Q4	Δ Q1
Customer figures					
Customer accounts	561,672	551,970	533,231	2%	5%
Brokerage accounts	422,675	417,966	410,110	1%	3%
Beleggersgiro accounts	2,228	2,219	2,222	0%	0%
Asset management accounts	41,237	36,602	26,848	13%	54%
Savings accounts	95,532	95,183	94,051	0%	2%
Number of transactions	2,527,900	2,001,313	2,127,424	26%	19%
Brokerage accounts	2,511,709	1,992,632	2,114,388	26%	19%
Beleggersgiro accounts	16,191	8,681	13,036	87%	24%
Assets under administration	17,070,750	16,124,263	14,034,286	6%	22%
Brokerage accounts	16,613,454	15,629,461	13,498,211	6%	23%
Beleggersgiro accounts	134,092	131,719	147,649	2%	-9%
Savings accounts	323,204	363,083	388,426	-11%	-17%
Assets under management	2,499,114	2,147,591	1,363,250	16%	83%
Asset management accounts	2,499,114	2,147,591	1,363,250	16%	83%
Income statement					
Net interest income	7,493	7,527	6,579	0%	14%
Net fee and commission income	34,676	45,850	28,073	-24%	24%
Other income	(31)	338	554	-109%	-106%
Result from financial instruments	-	7	-	-100%	
Impairment of financial assets	11	(9)	28	-222%	-61%
Total income from operating activities	42,149	53,713	35,234	-22%	20%
Employee expenses	10,262	9,807	8,828	5%	16%
Depreciation and amortisation	6,944	7,461	7,048	-7%	-1%
Other operating expenses	15,685	14,494	14,187	8%	11%
Total operating expenses	32,891	31,762	30,063	4%	9%
Result from operating activities	9,258	21,951	5,171	-58%	79%
Tax	(2,748)	(5,591)	(1,366)	-51%	101%
Share in profit / (loss) of associates and joint ventures	(1,078)	(1,080)	(1,036)	0%	4%
Result after tax from continuing operations	5,432	15,280	2,769	-64%	96%
Result after tax from discontinued operations	(303)	(9,463)	(26)	-97%	1065%
Net result	5,129	5,817	2,743	-12%	87%
Result attributable to non-controlling interests	-	320	2	-100%	-100%
Net result attributable to shareholders BinckBank	5,129	6,137	2,745	-16%	87%
IFRS amortisation	5,379	5,379	5,379	0%	0%
Fiscal goodwill amortisation	1,102	1,102	1,102	0%	0%
Other adjustments to net result	-	10,047	-	-100%	
Adjusted net result	11,610	22,665	9,226	-49%	26%
Adjusted earnings per share	0.17	0.32	0.13		
Cost / income ratio excluding IFRS amortisation	65%	49%	70%		
Balance sheet & capital adequacy					
Balance sheet total	3,232,347	3,209,404	3,067,262	1%	5%
Equity	438,043	431,631	452,436	1%	-3%
Total available capital**	200,000	200,693	159,433	0%	25%
BIS-ratio**	38.8%	36.2%	31.2%		

*BinckBank BPO and software and licensing activities classified as "discontinued". In accordance with IFRS 5, the comparative figures have been adjusted.

**Based on Basel III, with the exception of FY13 Q1 which is based on Basel II.

Report of the executive board

Chairman's message



Dear readers,

We can look back on the first quarter with satisfaction. Activity levels in stock markets were high and pushed up the number of our transactions to the highest level of the past few years. The high levels of market activity were reflected in good commission income for the first quarter, resulting in adjusted net profit of € 11.6 million, or € 0.17 per share.

BinckBank closed the first quarter with 1.6 million Retail transactions in the Netherlands, up 26% from the previous quarter and up 18% compared to the first quarter of 2013. The broad range and high quality of BinckBank's service offering, backed by the security provided by its banking licence and participation in the deposit guarantee scheme, enabled it to hold up well despite growing competition in its home market. Our international operations turned in a strong performance. The number of transactions rose by 33% to 247,026 in the first quarter in Belgium, and by 31% to 411,297 transactions in France. Italy started the year well. The number of customers grew by 19% and the number of transactions by 44%. Our Italian customers conducted an average of 34 transactions per quarter.

BinckBank is introducing the investment fund platform Binck Fundcoach and together with the renowned party UBS will introduce its own leveraged products in the market. Both initiatives are set to be launched during the second quarter. These developments underline the importance of a wider product range within BinckBank and are in line with the strategy. Expanding our asset management activities has been a priority and this is bearing fruit. Alex Asset Management continued to grow strongly; funds entrusted totalled € 2.5 billion at the end of the first quarter. Net inflow in the first quarter was € 336 million, to which 4,700 new customers contributed significantly, as did existing customers who deposited additional funds in their asset management account. Returns for our customers in the quarter were in line with the market, and therefore ultimately limited. A major maintenance release was implemented for the website enabling us to present our product offering even more transparently to customers. A new feature is the fully overhauled risk intake. The tendency in the market is towards requiring more information from customers and potential customers on their income and capital position and asset managers are required even more actively than before to ascertain whether investment plans match customers' wishes and needs. BinckBank endorses this and is undertaking the necessary investments.

With a BIS ratio of 38.8% BinckBank is highly capitalised. The leverage ratio set to be introduced appears likely however to become a more significant factor for most banks than the capital ratios. BinckBank already satisfies the proposed leverage ratios at present. At the end of the first quarter, BinckBank's Tier I capital stood at € 200 million. If the volume and risk profile of our activities remain unchanged, we consider this capital to be adequate for the time being and, if our capital exceeds € 200 million at the end of 2014 and duly complying with the applicable decision-making requirements, we intend to return the surplus to our shareholders through share buy-backs or in the form of extra dividend.

In November 2013, we informed the market that we propose to strengthen our focus on our retail activities and were therefore reviewing options for a sale or cooperation with another company for our businesses operating under the brand Able. The review is on track and we expect to complete it in the current financial year.

BeFrank continues to be highly successful, with numerous companies entrusting the administration of their pension schemes to our joint venture with Delta Lloyd. Competition between PPIs, particularly on price, is strong however. TOM, the alternative stock exchange, managed to attract a number of new parties as participant. A larger portion of the Dutch retail derivatives flow will be settled through TOM. Think ETFs is benefitting from the

abolition of distribution fees and with its attractive products is a good alternative to more expensive investment funds. Compared to the fourth quarter of 2013, assets under management rose by 8% from € 728 million to € 785 million in the first quarter of 2014. We are seeing continually growing interest in the products of Think ETF's.

Following the General Meeting of Shareholders on 22 April, on the nomination of the Foundation and with notification by the supervisory board, Mr Vincent Germyns will be appointed as a member of the executive board. Mr Vincent Germyns will be appointed by the supervisory board as a statutory director of BinckBank and will be responsible for the Retail portfolio. His prime focus within that portfolio will be on the online brokerage services and the asset management services. Mr Van Westerloo will step down as a supervisory director of BinckBank N.V. after the General Meeting on 22 April 2014. A total of three supervisory directors will step down according to the rota in 2014 and 2015 (including Mr Van Westerloo). The intention is to plan an extraordinary meeting this year to arrange for the normal succession to these supervisory directors, with the aim of achieving a balanced composition of the executive board and the supervisory board as a whole. Mrs J.M.A. Kemna and Mr J.W.T. van der Steen have now obtained the approval of The Dutch Central Bank. The application for the third proposed supervisory director is still being dealt with by The Dutch Central Bank.

Our result depends heavily on the activity of our customers in the markets. Market volatility and direction are important factors. These are difficult to estimate, and BinckBank will therefore not issue a detailed forecast.

Amsterdam, 22 April 2014

*Koen Beentjes,
Chairman of the BinckBank executive board*

Notes to the consolidated result FY14 Q1

Adjusted net profit

The adjusted net profit for the first quarter of 2014 was € 11.6 million, or € 0.17 per share. That represents an increase of 26% versus the same period of last year (FY13 Q1: € 9.2 million, or € 0.13 per share). The increase was mainly attributable to a rise of the transaction-related commission income and the increase in asset management fees due to higher assets under management. The operating expenses for the first quarter were however also 9% higher than in the same period of last year.

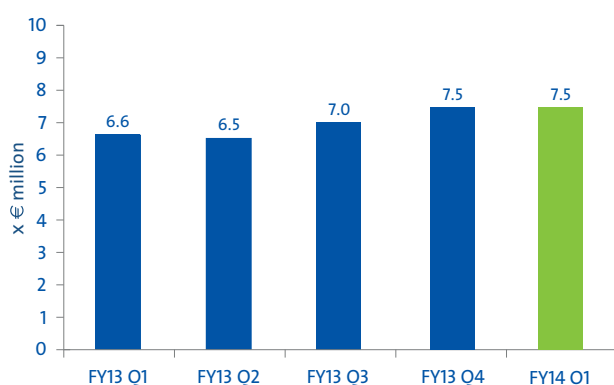
The adjusted net profit is the net result to be allocated to BinckBank shareholders adjusted for IFRS depreciation and amortisation and the tax saving on the difference between the fiscal and commercial amortisation of the intangible assets and goodwill paid as a result of the acquisition of Alex. In FY13 Q4, a non-recurring additional adjustment was made in connection with the IFRS goodwill impairment (which does not give rise to a cash outflow) paid on the acquisition of Able in 2006. The adjusted net profit is the basis for determining the annual dividend. This adjustment ensures that the goodwill impairment is not at the expense of the proposed final dividend.

Net interest income

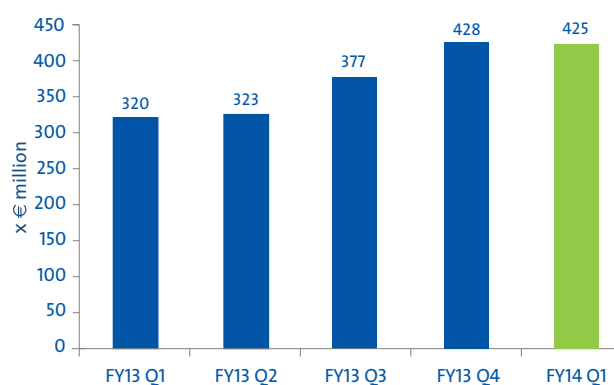
At € 7.5 million, net interest income remained virtually the same in the first quarter of 2014 as in the fourth quarter of 2013. Money and capital market interest rates are still at very low levels. In the first quarter of 2014, € 209.1 million in bonds in the investment portfolio with an average yield of 1.11% were redeemed and BinckBank reinvested € 241.9 million in bonds with an average yield of 0.56% (FY13 Q4: 0.69%). The investment returns accordingly edged down in the first quarter. The return on the investment portfolio at the end of FY14 Q1 was 0.73% (FY13 Q4: 0.80%). The investment portfolio at the end of FY14 Q1 totalled € 1.6 billion (FY13 Q4: € 1.6 billion). Collateralised lending fell by € 3 million to € 425 million in FY14 Q1, partly as a result of a € 10 million decrease at the Professional Services business unit. Collateralised lending at the Retail business unit rose by € 7 million.

Compared to FY13 Q1, net interest income rose 14% from € 6.6 million to € 7.5 million. The increase was attributable to higher interest income from collateralised lending due to higher average collateralised lending outstanding in FY14 Q1 compared to FY13 Q1. Compared to FY13 Q1, the return on the investment portfolio fell from 1.06% to 0.73% for FY14 Q1. The lower income from our investment portfolio also led to a downward adjustment of the interest paid on customers' savings accounts. At the end of FY14 Q1 the interest paid on savings accounts is 0.55%.

Net interest income



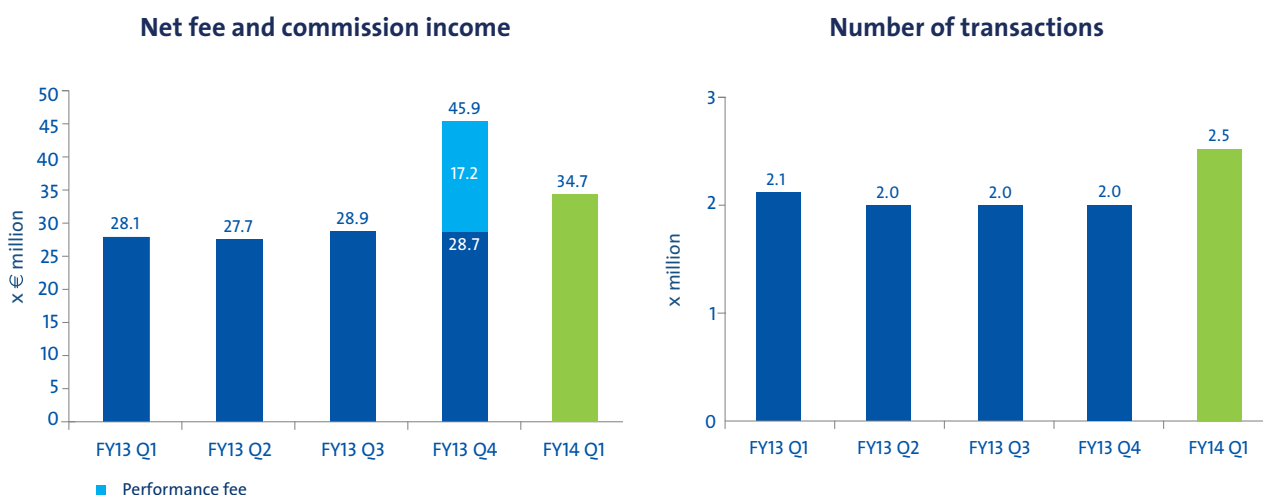
Collateralised lending



Net fee and commission income

Transaction-related commission income increased by 25% as a result of a 26% increase in the number of transactions. The recurring asset management fee rose by 18%. Total commission income in the first quarter of 2014 was down as the annual performance fee of € 17.2 million for the year 2013 was charged to customers in the fourth quarter of 2013.

Compared to FY13 Q1, net commission income rose 24% from € 28.1 million to € 34.7 million in FY14 Q1 owing to higher transaction-related commission income resulting from a 19% increase in the number of transactions. In addition, asset management achieved an increase in commission income. Commission income from asset management grew 95% from € 2.3 million to € 4.5 million due to an increase of 83% in assets under management compared to FY13 Q1.



Other income

No significant other income was reported in the first quarter of 2014 (FY13 Q4: € 0.3 million).

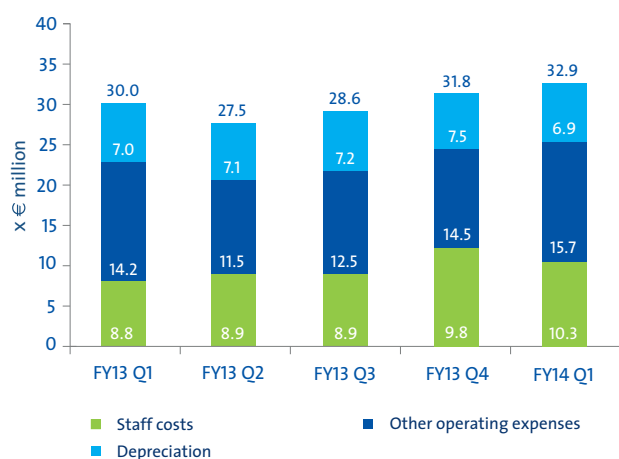
Result from financial instruments

BinckBank did not realise a result on its financial instruments in this quarter.

Total operating expenses

Compared to FY13 Q4, total operating expenses rose 4% to € 32.9 million in FY14 Q1 (FY13 Q4: € 31.8 million). Compared to the same period of last year, operating expenses increased by 9% from € 30.1 million to € 32.9 million. Employee expenses increased by 5%, from € 9.8 million to € 10.3 million. This increase is attributable to the annual salary increases and growth of the number of employees. Employee expenses increased 16% from € 8.8 million to € 10.3 million compared to FY13 Q1. This increase is likewise attributable to annual salary increases and growth of the number of employees during the year 2013. In the first quarter of 2014, depreciation and amortisation fell 7% to € 7.0 million (FY13 Q4: € 7.5 million). The decrease was mainly due to the computer hardware that was subject to accelerated depreciation in FY13 Q4 and taken out of service in 2014. Compared to FY13 Q4, other operating expenses rose 8% to € 15.7 million in FY14 Q1 (FY13 Q4: € 14.5 million). This increase is mainly due to the settlement of the first instalment of the SNS resolution levy of € 1.3 million in FY14 Q1 and higher automation expenses in connection with the development of new products. The other operating expenses increased by 11% in FY14 Q1.

Total operating expenses



Result after tax – discontinued operations (FY14 Q1: € -303)

In FY13 Q4 BinckBank N.V. announced that with a view to a proposed disposal, a review had commenced of the options for a sale or a cooperation for the BPO and software & licensing activities, operating jointly under the name Able. In conformity with IFRS 5, these results are presented as discontinued operations in the income statement. In FY14 Q1, the result from discontinued operations was a loss of € -0.3 million (FY13 Q4 € -9.5 million, which included a goodwill impairment of € 10.0 million).

Review of the Retail business unit

x € 1,000	FY14 Q1	FY13 Q4	FY13 Q1	ΔQ4	ΔQ1
Retail					
Customer accounts	538,231	528,711	511,309	2%	5%
Brokerage accounts	401,462	396,926	390,410	1%	3%
Netherlands	291,557	289,668	283,669	1%	3%
Belgium	58,038	56,721	59,614	2%	-3%
France	48,668	47,839	45,434	2%	7%
Italy	3,199	2,698	1,693	19%	89%
Asset management accounts	41,237	36,602	26,848	13%	54%
Savings accounts	95,532	95,183	94,051	0%	2%
Number of transactions	2,355,096	1,840,053	1,962,559	28%	20%
Netherlands	1,596,088	1,271,730	1,353,740	26%	18%
Belgium	247,026	185,380	225,481	33%	10%
France	411,297	313,010	341,129	31%	21%
Italy	100,685	69,933	42,209	44%	139%
Assets under administration (EUR)	11,587,459	10,809,647	9,092,329	7%	27%
Brokerage accounts	11,264,255	10,446,564	8,703,903	8%	29%
Netherlands	8,452,201	7,913,625	6,559,024	7%	29%
Belgium	1,809,485	1,669,331	1,488,690	8%	22%
France	686,653	626,975	540,845	10%	27%
Italy	315,916	236,633	115,344	34%	174%
Savings accounts	323,204	363,083	388,426	-11%	-17%
Assets under management	2,499,114	2,147,591	1,363,250	16%	83%
Asset management accounts	2,499,114	2,147,591	1,363,250	16%	83%
Income statement					
Net interest income	6,869	6,752	5,774	2%	19%
Net fee and commission income	30,815	41,991	24,580	-27%	25%
Net fee and commission income (transaction-related)	23,891	18,295	19,183	31%	25%
Netherlands	18,638	14,764	15,329	26%	22%
Belgium	2,589	1,790	1,985	45%	30%
France	2,333	1,611	1,713	45%	36%
Italy	331	130	156	155%	112%
Asset management fees	4,486	21,016	2,297	-79%	95%
Net fee and commission income (other)	2,438	2,680	3,100	-9%	-21%
Other income	14	177	461	-92%	-97%
Result from financial instruments	-	-	-		
Impairment of financial assets	11	(9)	28	-222%	-61%
Total income from operating activities	37,709	48,911	30,843	-23%	22%
Employee expenses	8,487	7,456	7,562	14%	12%
Depreciation and amortisation	6,388	6,675	6,639	-4%	-4%
Other operating expenses	12,695	12,717	11,981	0%	6%
Total operating expenses	27,570	26,848	26,182	3%	5%
Result from operating activities	10,139	22,063	4,661	-54%	118%

Retail business unit

The Retail business unit is subdivided into the online brokerage services and Savings & investment management (SIM) and focuses on services for retail investors in the Netherlands, Belgium, France, Italy and Spain. These services are marketed under the labels Alex and Binck in the Netherlands, and only under the Binck label in Belgium, France and Italy. The services of the Spanish branch office are provided under the label Alex, Zelf Beleggen and asset management. Alex Spain focuses mainly on Dutch people who have moved to Spain and but hold an account with Alex in the Netherlands.

The Netherlands

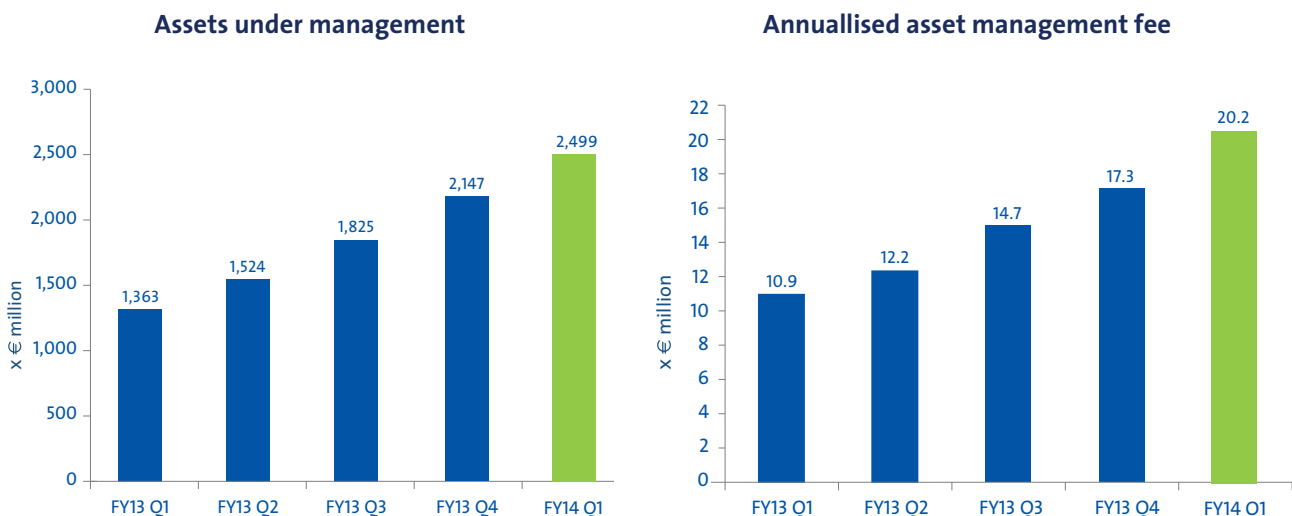
Online brokerage

The total number of transactions in the Netherlands increased in the first quarter of 2014 from 1.3 million in FY13 Q4 to 1.6 million at the end of FY14 Q1. That represents an increase of 26% compared to the preceding quarter and of 18% compared to the same quarter of last year (FY13 Q1: 1.4 million). The number of brokerage accounts edged up by 1% in the first quarter of 2014 compared to the fourth quarter of 2013, to 291,557 (FY13 Q4: 289,668). An administrative adjustment was made in FY14 Q1 by closing 4,251 inactive accounts with a small debit position. Gross customer growth was in line with prior quarters. The assets held by our customers in their brokerage accounts in FY14 Q1 rose 7% compared to FY13 Q4, to € 8.5 billion (FY13 Q4: € 7.9 billion).

Our platform for highly active investors, Binck360, will be further improved in a number of respects in 2014. With input from users, the graphical user interface in particular has been overhauled, to enable active investors to fully tailor their desktop to their own wishes. In addition, the technical analysis charts will be further refined in the next release, which will take place in the second quarter.

Asset Management

The first quarter of 2014 was the best quarter so far for Alex Asset Management in several respects. Totalling 4,635 (+13%), the number of new customers reached an all-time high in the quarter and the net inflow of new assets of € 336 million was likewise higher than ever before. Assets under management amounted to € 2.5 billion at the end of March, having reached the milestone of € 2.0 billion in the fourth quarter of 2013. The first quarter is usually the most successful quarter for Alex Asset Management. The stock market climate during the quarter was favourable but in the end returns were low in the market in general. This was also the case for the customers of Alex Asset Management. Alex Asset Management conducted a highly visible and effective TV campaign during the quarter.



Belgium

The strong start achieved by BinckBank in Belgium included a gratifying increase in the number of transactions and solid growth of the number of customers. The number of transactions reached 247,026 in the first quarter, up 33% from the fourth quarter of 2013 and up 10% from the first quarter of 2013 (FY13 Q1: 225,481). This increase was largely due to a higher number of transactions in equities and increased interest in options and futures. The number of brokerage accounts rose by 2% from 56,721 at year-end 2013 to 58,038 accounts. Assets under administration advanced 8%, from € 1.7 billion in FY13 Q4 to € 1.8 billion in FY14 Q1.

Following the migration to the European base platform in December 2013, improving customer support on the new website was a spearhead in the first quarter of 2014. Various aspects of the website were improved on the basis of the initial customer feedback. New charting software was introduced, for instance, that supports advanced technical analysis, and is an improvement over the existing base tools. BinckBank Belgium moved to a new office in Antwerp in March.

France

In the first quarter of 2014, the number of transactions performed by our French customers rose 31%, from 313,010 in FY13 Q4 to 411,297 in FY14 Q1. That is a 21% increase versus FY13 Q1 (FY13 Q1: 341,129). The number of brokerage accounts in FY14 Q1 rose by 2% compared to FY13 Q4, to 48,668 (FY13 Q4: 47,839). Compared to FY13 Q4, assets under administration increased 10% to € 687 million in FY14 Q1 (FY13 Q4: € 627 million).

The first quarter of 2014 was a positive quarter for BinckBank France. The leading magazine *Le Particulier* designated BinckBank as the number 2 online investment bank in France. BinckBank again organised numerous online webinars during the quarter for both customers and non-customers. In addition to technical analysis, the programme also offered an in-depth exploration of products such as warrants and turbos. As in the preceding quarter, investor sentiment continued to improve in the first quarter of 2014. This was for instance reflected in the Binck barometer, a monthly survey held among customers of BinckBank. The Binck barometer pointed towards marked improvement of investor confidence in the market compared to previous quarters.

Italy

The number of transactions showed a marked increase by 44% to 100,685 in the first quarter of 2014 compared to the fourth quarter of 2013 (FY13 Q4: 69,933), and by 139% compared to the same quarter of last year (FY13 Q1: 42,209). Assets under administration rose 34% compared to FY13 Q4, to € 316 million (FY13 Q4: € 237 million).

BinckBank Italy got off to a good start to the year. The acquisition of new customers in the first quarter of 2014 was successful. Supported by initiatives including an effective marketing campaign, BinckBank Italy achieved a 19% increase in the number of customers, from 2,698 in FY13 Q4 to 3,199 in FY14 Q1; these are solid customers who, with an average of 34 transactions per quarter, are very active. Assets under administration, averaging € 99,000 per account, is high compared to other countries in which BinckBank operates (the Netherlands: € 29,000, Belgium: € 31,000, France: € 14,000).

Review of the Professional Services business unit

x € 1,000	FY14 Q1*	FY13 Q4*	FY13 Q1*	ΔQ4	ΔQ1
Professional services					
Customer accounts	23,441	23,259	21,922	1%	7%
Brokerage accounts	21,213	21,040	19,700	1%	8%
Beleggersgiro accounts	2,228	2,219	2,222	0%	0%
Number of transactions	172,804	161,260	164,865	7%	5%
Brokerage accounts	156,613	152,579	151,829	3%	3%
Beleggersgiro accounts	16,191	8,681	13,036	87%	24%
Assets under administration(EUR)	5,483,291	5,314,616	4,941,957	3%	11%
Brokerage accounts	5,349,199	5,182,897	4,794,308	3%	12%
Beleggersgiro accounts	134,092	131,719	147,649	2%	-9%
Income statement					
Net interest income	622	775	799	-20%	-22%
Net fee and commission income	3,556	3,567	3,445	0%	3%
Other income	1	1	2	0%	-50%
Result from financial instruments	-	-	-		
Impairment of financial assets	-	-	-		
Total income from operating activities	4,179	4,343	4,246	-4%	-2%
Employee expenses	1,186	942	1,013	26%	17%
Depreciation and amortisation	316	448	401	-29%	-21%
Other operating expenses	2,063	2,093	1,793	-1%	15%
Total operating expenses	3,565	3,483	3,207	2%	11%
Result from operating activities	614	860	1,039	-29%	-41%

*BinckBank BPO and software and licensing activities classified as "discontinued". In accordance with IFRS 5, the comparative figures have been adjusted.

The number of transactions rose by 7% in the first quarter of 2014 compared to the fourth quarter of 2013, to 172,804 (FY13 Q4: 161,260). The total number of accounts, at 23,441, was virtually unchanged from the fourth quarter of 2013 (FY13 Q4: 23,259). Compared to the fourth quarter, the growth of assets under administration slowed in the first quarter of 2014, increasing by 3% to € 5.5 billion (FY13 Q4: € 5.3 billion).

The review initiated by BinckBank last year into the sale or a joint venture for the BPO and software & licensing activities is still ongoing. Talks are currently being held with interested parties and are expected to be completed in 2014. The study is proceeding as planned.

Financial position and risk management

In the first quarter of 2014 BinckBank reassessed its capital strategy and capital requirements under Basel III / CRD IV for Pillar I, Pillar II, the expected leverage ratio and the large exposures regulations and concluded that given the current size, complexity and risk profile of the business a level of capital of € 200 million will be sufficient to cover the risks run by BinckBank and grow the business in the short term. This means that a capital surplus can above a total available capital of € 200 million can be reimbursed to shareholders.

A reimbursement of this capital surplus is at the discretion of BinckBank and should be economically justified. In determining the capital surplus the dividend in line with the dividend policy (50 % of adjusted net profit) will first be deducted from total equity. Any remaining surplus is eligible for additional reimbursement. As per March 31, 2014 the calculated capital surplus amounted to € 7.5 million and has been deducted from the available capital.

Any extra returns to shareholders take place once a year (with effect from 2015) and can be made through share buy-backs or the distribution of an extra dividend. BinckBank will provide further information on this when it announces the results for the fourth quarter of 2014 (February 2015). For withdrawals from the reserves BinckBank is required to obtain a statement of no objection (“vvgb”) from the Dutch Central Bank in accordance with article 3:96 Wft. In addition, the applicable statutory and decision-making requirements must be complied with for distributions and share buy-backs.

As at the end of March 2014 BinckBank has a sound capital position. The total equity of BinckBank is € 438 million. The BIS ratio at the end of the first quarter of 2014, taking into account capital strategy as outlined above, was 38.8 % (FY13 Q4 : 36.2%).

Binck leveraged products

The Binck leveraged products will be launched in collaboration with renowned partner UBS and are expected to be put into the market during the second quarter of 2014. The expected capital requirement for the Binck leveraged products will be up to € 2-4 million, instead of € 15 million as communicated previously, because BinckBank has mitigated the risks in the cooperation agreement with UBS.

Risks and uncertainties

At the end of March 2014, BinckBank reassessed the adequacy of its capital and liquidity position and concluded that the total available capital of € 200 million and the available liquidity are comfortably sufficient to cover the risks associated with the conduct of its business. We refer to the BinckBank annual report 2013 published on 10 March 2014 (www.binck.com) for a detailed discussion of risk and capital management.

Equity capital and actual Tier 1 capital

x € 1,000	FY14 Q1	FY13 Q4*	FY13 Q1**
Issued share capital	7,450	7,450	7,450
Share premium	373,422	373,422	373,422
Treasury shares	(30,340)	(30,340)	(26,040)
Other reserves	63,127	61,844	70,752
Unappropriated profit	24,377	19,248	26,845
Minority Interest	7	7	7
Total Equity	438,043	431,631	452,436
Less: goodwill	(142,882)	(142,882)	(152,929)
To: Deferred tax liabilities related to goodwill	22,325	21,432	-
Less: other intangible assets	(84,785)	(90,118)	(105,171)
Less: fair value reserve	-	-	(6,363)
Less: minority interests	(7)	-	-
Less: proposed final dividend FY13	(19,370)	(19,370)	(25,473)
Less: Current year result (unaudited)	(5,129)	-	-
Less: Dividend reserve based on dividend policy (> profit for the year)	(676)	-	-
Less: capital available for reimbursement (>200Mln available capital)***	(7,519)	-	-
Core capital	200,000	200,693	162,500
Less: investments in financial subsidiaries	-	-	(3,067)
Total available capital (A) - Tier 1	200,000	200,693	159,433
Total required capital (B) - Pillar I	41,286	44,306	40,877
Total required capital (C) - Pillar I + II	51,768	53,616	63,382
Pillar I (BIS) ratio (= A/B * 8%)	38.8%	36.2%	31.2%

* Based on Basel III, with full recognition of the revaluation result on available-for-sale investments.

** Based on Basel II

*** This relates to an addition to reserves for additional capital distributions. This item is at the company's discretion and subject to short-term influences, including the influence (of changes) in money and capital market interest rates.

Events after balance sheet date and outlook for 2014

Acquisition of SNS Fundcoach

On 12 November 2013, BinckBank reached an agreement regarding the acquisition of the Fundcoach business of SNS for a price of € 3 million by means of an asset and liability transaction. The actual transfer of the assets and liabilities will take place in the second quarter of 2014 after which BinckBank will gain control of this business. Recognition of the assets and liabilities in the consolidated statement of financial position will take place at that time. The assets and liabilities acquired mainly concern bank balances and client relationships.

Launch of Binck Fundcoach

On 3 April 2014, BinckBank issued a press release on the introduction of Binck Fundcoach. In Binck Fundcoach, BinckBank is introducing a user-friendly fund investment platform in the Netherlands with a wide range of over 500 high-quality investment funds and index trackers. The website of Binck Fundcoach was launched on 16 April 2014.

Nomination of new director of Retail

The nomination and the notification by the supervisory board of the proposed appointment of Mr Vincent Germyns as a member of the executive board will take place at the General Meeting of Shareholders on 22 April. Mr Vincent Germyns will be appointed by the supervisory board as a statutory director of BinckBank and his prime focus within the Retail portfolio will be on the online brokerage services and the asset management services.

Progress on Professional Services: BPO and software & licensing activities (Able)

The review of the options for the sale or cooperation with another party for the businesses operating under the brand name Able is on track. Talks are being held with interested parties and this is expected to be completed in the current financial year.

Outlook for 2014

Our result depends heavily on the activity of our customers in the markets. Market volatility and direction are important factors. These are difficult to estimate, and BinckBank will therefore not issue a detailed forecast.

Interim financial statements 31 March 2014

I. Consolidated statement of financial position

x € 1,000	31 March 2014	31 December 2013
Assets		
Cash and balances with central banks	318,348	332,523
Banks	105,455	144,784
Financial assets held for trading	250	70
Financial assets at fair value through profit and loss	24,765	19,130
Available-for-sale financial assets	1,406,398	1,582,146
Financial assets held to maturity	214,391	-
Loans and receivables	424,755	428,180
Investments in associates and joint ventures	4,132	3,710
Intangible assets	227,257	232,634
Property, plant and equipment	39,556	38,835
Current tax assets	6,110	707
Other assets	20,451	30,590
Prepayments and accrued income	34,417	53,179
Derivative positions held on behalf of clients	397,456	334,373
Assets held for sale	8,606	8,543
Total assets	3,232,347	3,209,404
Liabilities		
Banks	14,079	15,034
Financial liabilities held for trading	322	486
Financial liabilities at fair value through profit and loss	415	704
Customer deposits	2,328,693	2,335,640
Provisions	4,544	4,532
Current tax liabilities	227	197
Deferred tax liabilities	21,477	20,322
Other liabilities	13,413	53,032
Accruals and deferred income	10,163	9,488
Derivative positions held on behalf of clients	397,456	334,373
Liabilities held for sale	3,515	3,965
Total liabilities	2,794,304	2,777,773
Equity attributable to:		
Owners of the parent	438,036	431,624
Non-controlling interests	7	7
Total equity	438,043	431,631
Total equity and liabilities	3,232,347	3,209,404

II. Consolidated income statement

x € 1,000	FY14 Q1	FY13 Q1*
Income		
Interest income	8,322	8,349
Interest expense	(829)	(1,770)
Net interest income	7,493	6,579
Fees and commission income	41,482	35,925
Fees and commission expense	(6,806)	(7,852)
Net fees and commission income	34,676	28,073
Other income	(31)	554
Result from financial instruments	-	-
Impairment of financial assets	11	28
Total income from operating activities	42,149	35,234
Expenses		
Employee expenses	10,262	8,828
Depreciation and amortisation	6,944	7,048
Other operating expenses	15,685	14,187
Total operating expenses	32,891	30,063
Result from operating activities	9,258	5,171
Share in profit / (loss) of associates and joint ventures	(1,078)	(1,036)
Result before tax	8,180	4,135
Tax	(2,748)	(1,366)
Result after tax from continuing operations	5,432	2,769
Result after tax from discontinued operations	(303)	(26)
Net result	5,129	2,743
Attributable to:		
Owners of the parent	5,129	2,745
Non-controlling interests	-	(2)
Net result	5,129	2,743
Earnings per share (EPS):		
EPS from continuing operations (€)	0.07	0.04
EPS from discontinued operations (€)	0.00	0.00
Basic and diluted earnings per share (EPS) in EUR	0.07	0.04

* In accordance with IFRS 5, the comparative figures have been restated for discontinued operations.

III. Consolidated statement of comprehensive income

x € 1,000	FY14 Q1	FY13 Q1
Net result from income statement	5,129	2,743
Other comprehensive income recognised on realisation through profit and loss		
Net gain/(loss) on fair value of available-for-sale financial assets	1,521	(1,507)
Income tax relating to components of other comprehensive income	(380)	377
Other comprehensive income, net of tax	1,141	(1,130)
Total comprehensive income, net of tax	6,270	1,613
Total comprehensive income, net of tax		
- continuing operations	6,573	1,639
- discontinued operations	(303)	(26)
Total comprehensive income, net of tax	6,270	1,613
Attributable to:		
Owners of the parent	6,270	1,615
Non-controlling interests	-	(2)
Total comprehensive income, net of tax	6,270	1,613

IV. Condensed consolidated cash flow statement

x € 1,000	FY14 Q1	FY13 Q1
Cash flow from operating activities	(6,813)	40,142
Cash flow from investment activities	(46,282)	(95,787)
Cash flow from financing activities	-	(4,501)
Net cash flow	(53,095)	(60,146)
Opening balance of cash and cash equivalents	471,247	500,952
Net cash flow	(53,095)	(60,146)
Effect of exchange rate changes on cash and cash equivalents	12	3,023
Closing balance of cash and cash equivalents	418,164	443,829
The cash and cash equivalents presented in the condensed consolidated cash flow statement are included in the consolidated statement of financial position under the following headings at the amounts stated below:		
Cash and balances with central banks	318,348	292,334
Banks	105,455	160,196
Banks - non cash equivalents	(8,126)	(8,701)
Cash and cash equivalents in assets held for sale	2,487	-
Total cash and cash equivalents	418,164	443,829

V. Consolidated statement of changes in equity

x € 1,000	Issued share capital	Share premium reserve	Treasury shares	Revaluation reserve	Other reserves	Unappropriated profit	Non-controlling interests	Total equity
1 January 2014	7,450	373,422	(30,340)	2,124	59,720	19,248	7	431,631
<i>Net result</i>	-	-	-	-	-	5,129	-	5,129
<i>Other comprehensive income</i>	-	-	-	1,141	-	-	-	1,141
Total comprehensive income	-	-	-	1,141	-	5,129	-	6,270
Grant of rights to shares	-	-	-	-	142	-	-	142
31 March 2014	7,450	373,422	(30,340)	3,265	59,862	24,377	7	438,043
x € 1,000	Issued share capital	Share premium reserve	Treasury shares	Revaluation reserve	Other reserves	Unappropriated profit	Non-controlling interests	Total equity
1 January 2013	7,450	373,422	(21,539)	7,493	64,286	24,100	9	455,221
<i>Net result</i>	-	-	-	-	-	2,745	(2)	2,743
<i>Other comprehensive income</i>	-	-	-	(1,130)	-	-	-	(1,130)
Total comprehensive income	-	-	-	(1,130)	-	2,745	(2)	1,613
Grant of rights to shares	-	-	-	-	103	-	-	103
Treasury shares	-	-	(4,501)	-	-	-	-	(4,501)
31 March 2013	7,450	373,422	(26,040)	6,363	64,389	26,845	7	452,436

VI. Selected notes

1. General information

BinckBank N.V., established and registered in the Netherlands, is a public limited liability company incorporated under Dutch law, whose shares are publicly traded. BinckBank N.V. is officially domiciled at Barbara Strozilaan 310, 1083 HN Amsterdam. BinckBank N.V. provides conventional and internet brokerage services in securities and derivatives transactions for private and professional investors. In this document, the name 'BinckBank' will be used to refer to BinckBank N.V. and its various subsidiaries.

The consolidated financial statements of BinckBank for the 2013 financial year are available on request from the Investor Relations department on +31 (0)20 522 0372 or via www.binck.com.

The condensed consolidated figures for the period ending on 31 March 2014 have been prepared by the BinckBank executive board and approved for publication pursuant to the resolution of the executive board and the supervisory board dated 17 April 2014.

2. Principles for financial reporting

Presentation of figures for the period ending on 31 March 2014

BinckBank applies the International Financial Reporting Standards as endorsed by the European Union, known as 'IFRS-EU'. The condensed consolidated figures for the period ending on 31 March 2014 do not contain all the information required for full financial statements and should therefore be read in combination with the consolidated financial statements for 2013. The condensed consolidated figures are in euros and all figures are rounded to the nearest thousand (€ x 1,000), unless otherwise stated.

Principles for valuation

The condensed consolidated figures for the period ending on 31 March 2014 are prepared in accordance with the principles applied in the consolidated financial statements on 31 December 2013, with the exception of new activities and the application of new standards and interpretations as described below.

Implications of new, amended and improved standards

New and amended IFRS-EU standards and IFRIC interpretations effective in 2014

New or amended standards take effect on the date as stated in the standards endorsed by the EU, with earlier application is permitted in some cases.

Effective from	New or amended standard	Significant amendments
1 January 2014	IAS 27 - Separate financial statements	Mainly concerns the accounting and disclosure requirements for separate financial statements prepared by a parent, an investor in a joint arrangement or an associate, whereby the investment is accounted for at cost or in accordance with IAS 39: Financial instruments. Since this situation does not apply to BinckBank's financial statements, the amendment to the standard does not affect the financial position and the results.
	IAS 28 - Investments in associates and joint arrangements	Concerns additional guidelines for the measurement of associates and joint arrangements at net asset value. BinckBank has applied this standard and the amendment has no impact on the financial position and results.
	IAS 32 - Financial Instruments: Offsetting of financial assets and financial liabilities	Concerns further clarification of the offsetting of financial assets and financial liabilities. BinckBank has applied the standard and the amendment has no significant impact on its financial position and results.
	IAS 36 - Recoverable amount disclosures for non-financial assets (revised)	Sets additional disclosure requirements for the measurement of the recoverable amount of non-financial assets. BinckBank has applied this standard, which may lead to additional disclosures but has no impact on its financial position and results.
	IAS 39 - Financial instruments (revised)	This amendment states that there is no need to discontinue a hedge relationship in the event that a derivatives transaction is re-established with a new counterparty on new conditions. Since BinckBank does not use hedge accounting, the revision to this standard does not apply.
	IFRS 10 - Consolidated financial statements	Concerns a new description of control that must be used to assess whether consolidation is required. BinckBank has applied the revised standard and the revision does not have any significant impact on its scope of consolidation, financial position and results.
	IFRS 11 - Joint arrangements	Describes the accounting of joint arrangements with joint control, and prohibits proportional consolidation for joint arrangements. BinckBank has applied the standard and the standard does not have any significant impact on its financial position and results.
	IFRS 12 - Disclosure of interests in other entities	Contains all the disclosure requirements for subsidiaries, joint arrangements, associates and 'structured entities'. BinckBank has applied the standard and the standard has no significant impact on its financial position and results. Additional and more detailed disclosures will however have to be provided under this standard.
	Revision of IFRS 10,12 and IAS 27 - Investment entities	This amendment describes specific options for investment entities for measurement of associates without consolidation. Since BinckBank does not fall under the definition of an investment entity, the revision will have no impact on BinckBank.

The following standards, amendments of standards and interpretations that have not yet taken effect or have not yet been ratified by the European Union have not yet been applied by BinckBank:

Effective from	New or amended standard	Significant amendments
1 January 2014	IFRIC 21 - Levies by governments	IFRIC 21 clarifies that an entity should only recognise a liability for a government levy when the activity that triggers payment, as described in the relevant legislation, occurs. BinckBank does not expect IFRIC 21 to have a material financial impact on its future financial statements
1 July 2014	IAS 19 - Employee benefits	The revised IAS 19 requires contributions paid by employees or third parties under a defined benefit pension plan to be recognised as a negative benefit. As BinckBank does not operate a defined benefit pension plan, this revised standard will have no impact on BinckBank.
	Annual improvements cycle 2010-2012	A collection of minor changes to a number of IFRS standards was published in December 2013 on the basis of the annual improvements cycle 2010-2012. All changes are effective for financial years commencing on or after 1 July 2014. The EU has not yet ratified the changes and expects to be able to endorse the changes in Q4 2014. BinckBank has evaluated these changes and concluded that they will have no significant effect on its financial position and results.
	Annual improvements cycle 2011-2013	A collection of minor changes to a number of IFRS standards was published in December 2013 on the basis of the annual improvements cycle 2011-2013. All changes are effective for financial years commencing on or after 1 July 2014. The EU has not yet ratified the changes and expects to be able to endorse the changes in Q4 2014. BinckBank has evaluated these changes and concluded that they will have no significant effect on its financial position and results.
1 January 2016	IFRS 14 - Regulated activities	This standard applies to entities with activities for which prices are regulated and that apply IFRS for the first time. As BinckBank is not applying IFRS for the first time, this standard has no impact on BinckBank.
1 January 2018	IFRS 9 - Financial instruments, classification and measurement (and related sections in IFRS 7)	This regulation is part of a complete revision of IAS 39 Financial instruments. BinckBank expects this standard to have consequences for the classification and measurement of its financial assets and liabilities, however the full effect will only become clear once all phases of this IASB project are completed.

3. Notes to the condensed consolidated figures for the period ending on 31 March 2014

Available-for-sale financial assets

€ 35.5 million (nominal value) was invested or reinvested in available-for-sale financial assets in the period ending on 31 March 2014. BinckBank has evaluated the financial assets available for sale as at the closing date and concluded that there are no objective indications for impairment.

Held-to-maturity investments

As of the start of 2014, BinckBank holds an investment portfolio that is classified as held-to-maturity investments. A sum of € 206.4 million was nominally invested in this portfolio during the period ending on 31 March 2014 (2013: nil). Management has determined the intention for these investments and concluded that this portfolio is held to the maturity of the investments and primarily held to collect interest and the nominal value. Held-to-maturity investments are carried at amortised cost. The result on the portfolio is calculated on the basis of the effective interest method and accounted for in the profit or loss. Because no revaluation is recognised for this investment portfolio, interest rate volatility does not impact its valuation nor, accordingly, the capital consequently required by BinckBank. The market value of the held-to-maturity investments portfolio is € 214.3 million, which is in line with the reported amortised cost of € 214.4 million.

Fair value of financial instruments

In determining the fair value of financial instruments, please refer to the 2013 financial statements. During the period ended March 31, 2014 no changes occurred in the application of fair value. No financial assets were reclassified to a different measurement level in this period.

31 March 2014

x € 1,000	Level 1	Level 2	Level 3	Total
Financial assets held for trading	-	250	-	250
Financial assets at fair value through profit and loss	24,765	-	-	24,765
Available-for-sale assets	-	1,406,398	-	1,406,398
Total assets	24,765	1,406,648	-	1,431,413
Financial liabilities held for trading	-	322	-	322
Financial liabilities at fair value through profit and loss	415	-	-	415
Total liabilities	415	322	-	737

31 December 2013

x € 1,000	Level 1	Level 2	Level 3	Total
Financial assets held for trading	-	70	-	70
Financial assets at fair value through profit and loss	19,130	-	-	19,130
Available-for-sale assets	-	1,582,146	-	1,582,146
Total assets	19,130	1,582,216	-	1,601,346
Financial liabilities held for trading	-	486	-	486
Financial liabilities at fair value through profit and loss	704	-	-	704
Total liabilities	704	486	-	1,190

Intangible assets

Goodwill

BinckBank carries out the normal impairment test of the goodwill annually, or more frequently if there are objective indications for impairment. This involves estimating the value in use of the cash-generating units to which the goodwill is attributed. In order to estimate the value in use, BinckBank estimates the expected future cash flows from the cash-generating unit and also determines a suitable discount rate for calculating the net present value of those cash flows. An impairment is measured by assessing the recoverable amount of the cash-generating unit to which the goodwill relates. The recoverable amount is an asset's net selling price or its value in use, whichever is higher. If the recoverable amount is lower than the carrying amount, an impairment is recognised.

Goodwill relating to Retail Nederland

BinckBank has assessed the value of the activities on the basis of the existing indicators. The results of the evaluation performed did not indicate an impairment of goodwill relating to the activities of Retail Nederland.

Goodwill relating to Able

On the basis of the financial forecasts of the management of Able and the recoverable value derived from them, determined on the basis of the value in use, it was decided at the end of 2013 fully impair the goodwill relating to Able.

Other intangible assets

The various categories of intangible assets are tested annually for impairment, or more frequently if events or changes in circumstances indicate that the carrying amount, less applicable annual amortisation, may be impaired. In the first instance, the test is made on the basis of the indicators mentioned in IAS 36.12, augmented by indicators identified by BinckBank compared with the assumptions on which the valuation of the identified intangible assets was based at the time of the acquisition. If the test reveals an indication of impairment, BinckBank performs a full calculation of the recoverable amount of the cash-generating units.

During the period ending on 31 March 2014, the intangible assets were assessed for impairment on the basis of the identified indicators. There was no indication of any impairment with respect to the other intangible assets.

Property, plant and equipment

In the period ending on 31 March 2014, BinckBank acquired property, plant and equipment with a value of € 1,959,000 (2013: € 731,000).

The investment in property includes prepayments in relation to a leasehold (operating lease) which expires on 15 April 2056. In the period ending on 31 March 2014, an amount of € 64,000 in relation to amortisation of the leasehold is included in amortisation and depreciation (2013: € 64,000).

Assets and liabilities held for sale

In November 2013, BinckBank announced that in the context of a proposed divestment, a review had been initiated of the options for a sale or a joint venture for the BPO and software & licensing activities. The software & licensing activities are conducted by Able B.V., an independent entity of BinckBank N.V. The BPO services are provided by BinckBank N.V. out of the business unit Professional Services. These activities operate jointly in the market under the brand name 'Able'. A plan has been drawn up to that end and potential buyers have been identified. Further progress was achieved in the first quarter in line with the planning. On the basis of that progress, BinckBank maintains its intention to have sold the BPO and software & licensing activities within one year.

Tax

Tax is calculated at the estimated average rate of tax for the entire year 2014. The average tax rate, taking account of holding exemptions and other tax facilities, is 33.6% (2013: 25.2%). The SNS resolution levy is not deductible for tax purposes, which has led to an increase in the effective tax rate.

x € 1,000	FY14 Q1	FY13 Q1
Current tax	2,690	1,366
Deferred taxes	58	-
Tax according to the income statement	2,748	1,366
Tax on other comprehensive income	380	(377)
Total taxes	3,128	989

Off balance sheet commitments

The off balance sheet commitments below relate to ongoing matters that may over time deviate from the situation at the end of Q1 2014 and for which additional disclosure is therefore provided. No additional information is required on the other off balance sheet commitments referred to in the financial statements 2013.

Acquisition of SNS Fundcoach

In 2013, BinckBank reached agreement regarding the acquisition of the Fundcoach business of SNS for a price of € 3 million by means of an asset and liability transaction. The actual transfer of the assets and liabilities will take place at the end of Q2 2014 after which BinckBank will gain control of this business. Recognition of the assets and liabilities in the consolidated statement of financial position will take place at that time. The assets and liabilities acquired mainly concern bank balances and client relationships.

Legal proceedings relating to TOM

Euronext has commenced substantive proceedings against BinckBank and TOM for infringement of Euronext's brand rights, among other things. Although it is not possible to predict the outcome of current or impending lawsuits, the executive board believes – on the basis of information currently available and after taking legal counsel – that the outcome of these proceedings is not likely to have material adverse effects on BinckBank's financial position or results. There has been no significant progress in these proceedings in the period ending on 31 March 2014 and management has not adjusted its assessment compared to 31 December 2013.

Resolution levy in connection with SNS

The Dutch government nationalised SNS Reaal on the basis of the Intervention Act on 1 February 2013. The Minister of Finance announced that a non-recurring resolution levy to be paid into the treasury would be imposed on the banks in an amount of € 1 billion. The levy will not be deductible for the purpose of corporation tax. The Minister of Finance submitted a bill to parliament to ratify the resolution levy in June 2013. The proposal is to impose the levy on banks in possession of a banking licence on 1 February 2013, but only if they are still in possession of a banking licence on 1 March 2014, 1 May 2014 and 1 July 2014. In accordance with relevant IFRS guidelines, BinckBank has decided that the expense arising from the resolution levy should only be recognised in the income statement at the time the levy is due. The contribution of the various banks will be related to the total sum of the deposits guaranteed under the deposit guarantee scheme held with them on 1 February 2013. A contribution of 0.075% of the base amount will be levied in three instalments on the above-mentioned dates. In Q1 2014, BinckBank paid an amount of € 1.3 million in connection with the resolution levy. BinckBank's contribution will total € 4 million.

Related parties

The group of related parties consists of consolidated companies, joint ventures, associates, and the executive board and supervisory board of BinckBank. The quarterly report presents only the significant transactions and relationships with related parties, which are as follows.

BeFrank N.V.

An additional capital injection of € 1.5 million was invested in the joint venture BeFrank N.V. in the period ending on 31 March 2014.

TOM Holding N.V.

In the period ending on 31 March 2014, an amount of € 915,000 (2013: € 800,000) was charged to BinckBank for securities services provided by subsidiaries of TOM Holding N.V. At the end of March 2014, BinckBank has a net amount payable to of € 7,700 in respect of TOM Holding N.V. and its subsidiaries (2013: € 235,000).

Executive board and supervisory board of BinckBank

No transactions with the executive board or the supervisory board took place in the period ending on 31 March 2014 other than those pursuant to the relevant employment contracts or terms of engagement respectively.

Segment reporting

A segment is a clearly distinct element of BinckBank that provides services with a risk or return profile that is different from the other segments (a business segment), or which provides services to a particular economic market (market segment) that has a different risk and return profile to that of other segments. In terms of organisation, the operations of BinckBank are divided into two primary business segments. The executive board determines the performance targets, and authorises and monitors the budgets prepared by these business segments. The management of the business segment is responsible for setting policy for that segment, in accordance with the strategy and performance targets formulated by the executive board. The business segments are:

- Retail
- Professional services

The 'Retail' business unit operates as an (internet) broker for the private client market. The 'Professional Services' business unit provides brokerage services in securities and derivatives transactions on behalf of professional investors in the Netherlands and abroad, including the provision of the majority of the related administration. All directly attributable income and expenses are recognised within the 'Retail' and 'Professional Services' business segments, together with the attributed costs of the group activities.

In November 2013, BinckBank announced that in the context of the proposed divestment it would initiate a study of the available options for a sale or cooperation with a partner for the BPO and software & licensing operations which were previously included in the Professional Services segment. These have been reclassified as discontinued operations in 2013, and the comparative figures have been adjusted.

The item 'Group operations' includes the departments directly managed by the executive board and for which the income and expenses are not included in one of the other segments. This includes the results of ThinkCapital, the results of the central Treasury department including the results on sales from the investment portfolio, and extraordinary expenses. The costs of group activities have increased owing to bank-wide automation projects and various governance, risk and compliance projects.

The same accounting policies have been used for a business segment as those described for the consolidated balance sheet and income statement of BinckBank. Charges made between business segments are eliminated and replaced by allocation of costs.

The results of associates and joint ventures are attributed to business segments to the extent that the business segments exercise direct influence on the associates and joint ventures. All other results of associates and joint ventures are recognised at group level.

Tax is managed at group level and is not attributed to the operating segments.

Both in the period ending on 31 March 2014 and in 2013 there was no customer or group of joint customers that accounted for more than 10% of the total income of the bank.

Financial information by business unit

x € 1,000	1-1-2014 through 31-3-2014				1-1-2013 through 31-3-2013			
	Retail	Profes- sional Services	Group opera- tions	Total	Retail	Profes- sional Services	Group opera- tions	Total
<i>Interest income</i>	7,533	713	76	8,322	7,341	996	12	8,349
<i>Interest expense</i>	(664)	(91)	(74)	(829)	(1,567)	(197)	(6)	(1,770)
Net interest income	6,869	622	2	7,493	5,774	799	6	6,579
<i>Commission income</i>	36,914	4,230	338	41,482	29,665	6,148	112	35,925
<i>Commission expense</i>	(6,099)	(674)	(33)	(6,806)	(5,085)	(2,703)	(64)	(7,852)
Net fee and commission income	30,815	3,556	305	34,676	24,580	3,445	48	28,073
Other income	14	1	(46)	(31)	461	2	91	554
Result from financial instruments	-	-	-	-	-	-	-	-
Impairment of financial assets	11	-	-	11	28	-	-	28
Total income from operating activities	37,709	4,179	261	42,149	30,843	4,246	145	35,234
Employee expenses	8,487	1,186	589	10,262	7,562	1,013	253	8,828
Depreciation and amortisation	6,388	316	240	6,944	6,639	401	8	7,048
Other operating expenses	12,695	2,063	927	15,685	11,981	1,793	413	14,187
Total operating expenses	27,570	3,565	1,756	32,891	26,182	3,207	674	30,063
Result from operating activities	10,139	614	(1,495)	9,258	4,661	1,039	(529)	5,171
Share in results of associates and joint ventures				(1,078)				(1,036)
Result before tax				8,180				4,135
Tax				(2,748)				(1,366)
Result after tax (continuing operations)				5,432				2,769
Result after tax (discontinued operations)				(303)				(26)
Net result				5,129				2,743

Events after balance sheet date

Acquisition of SNS Fundcoach

On 12 November 2013, BinckBank reached an agreement regarding the acquisition of the Fundcoach business of SNS for a price of € 3 million by means of an asset and liability transaction. The actual transfer of the assets and liabilities will take place in the second quarter of 2014 after which BinckBank will gain control of this business. Recognition of the assets and liabilities in the consolidated statement of financial position will take place at that time. The assets and liabilities acquired mainly concern bank balances and client relationships.

Launch of Binck Fundcoach

On 3 April 2014, BinckBank issued a press release on the introduction of Binck Fundcoach. In Binck Fundcoach, BinckBank is introducing a user-friendly fund platform in the Netherlands with a wide range of over 500 high-quality investment funds and index trackers. The website of Binck Fundcoach was launched on 16 April 2014.

Key share data BinckBank N.V.

ISIN code	NL0000335578
Reuters symbol	BINCK.AS
Bloomberg symbol	BINCK NA
Stock exchange index	AMX
Market capitalisation* (€ m)	639.4
Shares in issue*	74,500,000
Average daily turnover (no.) FY14 Q1	261,558
Opening price (02-01-2014)	€ 7.71
Share price - high (intraday)	€ 8.85
Share price - low (intraday)	€ 7.62
Closing price (31-03-2014)	€ 8.58

*On 31 March 2014

Development of BinckBank share price compared to the AMX (TSR)



Further information BinckBank N.V.

BinckBank N.V. (BinckBank) is an online bank for investors and is ranked among the top five in Europe. As an online broker, BinckBank offers its clients fast and low-cost access to all major financial markets worldwide. Moreover, as an asset management bank, BinckBank provides support to its customers in the management of their assets through online asset management services and online savings accounts. In addition to fast and low-cost order execution, BinckBank also provides services to professional customers relating to the administrative processing of securities and financial transactions by means of an outsourcing system (BPO) or the licensing of the related software. The company has offices in the Netherlands, Belgium, France, Italy and Spain.

Today, 22 April 2014, an audio webcast will be held at 10.00 a.m. CET. The related presentation is available on www.binck.com under Investor Relations/Financial Results. The transcript of the audio webcast will be available on www.binck.com under Investor Relations/Financial Results from 24 April 2014.

Important dates in 2014*

• Annual General Meeting 2013	22 April 2014
• Publication first quarter results 2014	22 April 2014
• Ex dividend	24 April 2014
• Record date dividend	28 April 2014
• Payment dividend	30 April 2014
• Publication half-year report 2014	21 July 2014
• Ex-interim dividend	22 July 2014
• Record date interim dividend	24 July 2014
• Payment of interim dividend	28 July 2014
• Publication third quarter results 2014	20 October 2014

* Dates subject to change

Investor relations:

Nelleke Nederlof
Telefoon: +31 (0)20 522 0372 / +31 (0)6 201 98 337
nnederlof@binck.nl

BinckBank N.V.

Barbara Strozzilaan 310
1083 HN Amsterdam
www.binck.com



BinckBank

Barbara Strozilaan 310
1083 HN Amsterdam

t +31 (0)20 522 03 30

f +31 (0)20 320 41 76

e ir@binck.com

i www.binck.com